

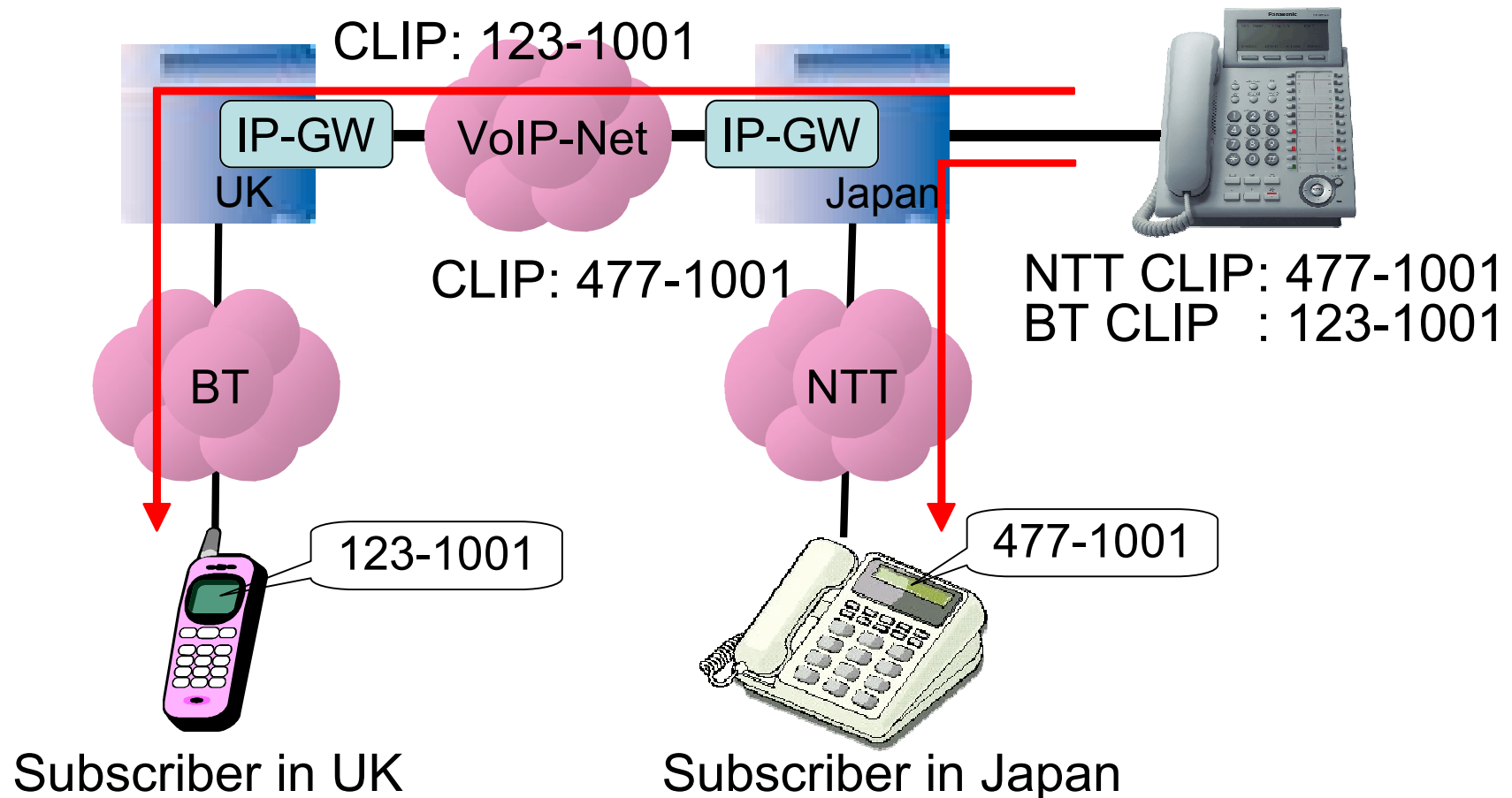
Application of Two CLIP function

Application of two CLIP function - 1

Customer request operation

Making a call to a subscriber in Japan, CLIP should be 477-1001

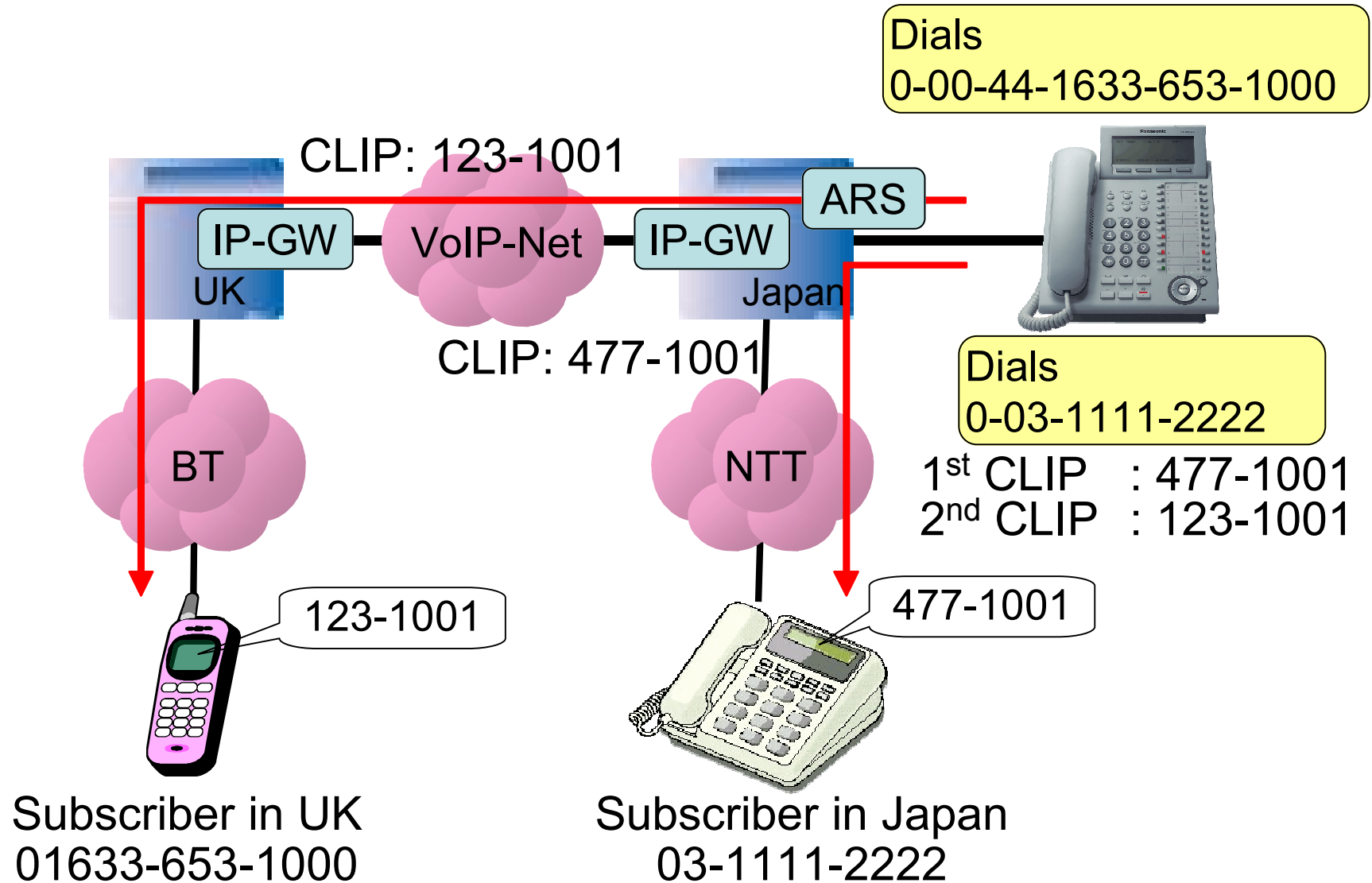
Making a call to a subscriber in UK, CLIP should be 123-1001



Application of two CLIP function - 2

Recommend Solution

Use the two CLIP function with ARS.



Application of two CLIP function - 3

Program -1

NTT CLIP (1st CLIP : Normal calls)

4.1.1 Extension Settings

OK(O) Cancel(C) Apply(A) User Group Table(U) CLIP Gene

Main Intercept Destination Intercept No Answer Time **ISDN CLIP** Option 1 Option 2 Option 3 Option 4 Option 5

No.	Shelf	Slot	Port	Extension Number	Extension Name (20 characters)	CLIP ID	CLIP on Extension/CO	CLIR	COLR
1	1	7	1	1001	Operator	4771001	Extension	Disable	Disable
2	1	7	2	1002	K. Abe	4771002	Extension	Disable	Disable
3	1	7	3	1003	A. Beppu	4771003	Extension	Disable	Disable

BT CLIP (2nd CLIP: ARS calls)

4.1.1 Extension Settings

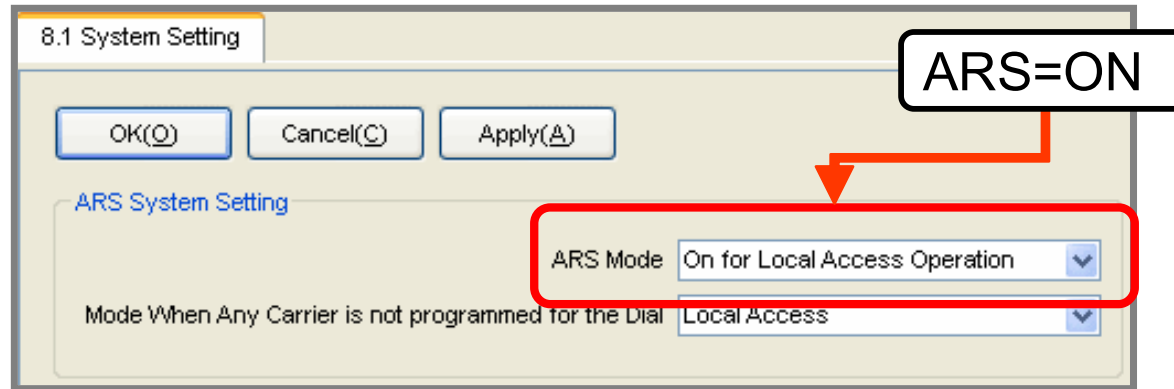
OK(O) Cancel(C) Apply(A) User Group Table(U) CLIP Generate(C)

Main Intercept Destination Intercept No Answer Time ISDN CLIP **Option 1** Option 2 Option 3 Option 4 Option 5 Option 6

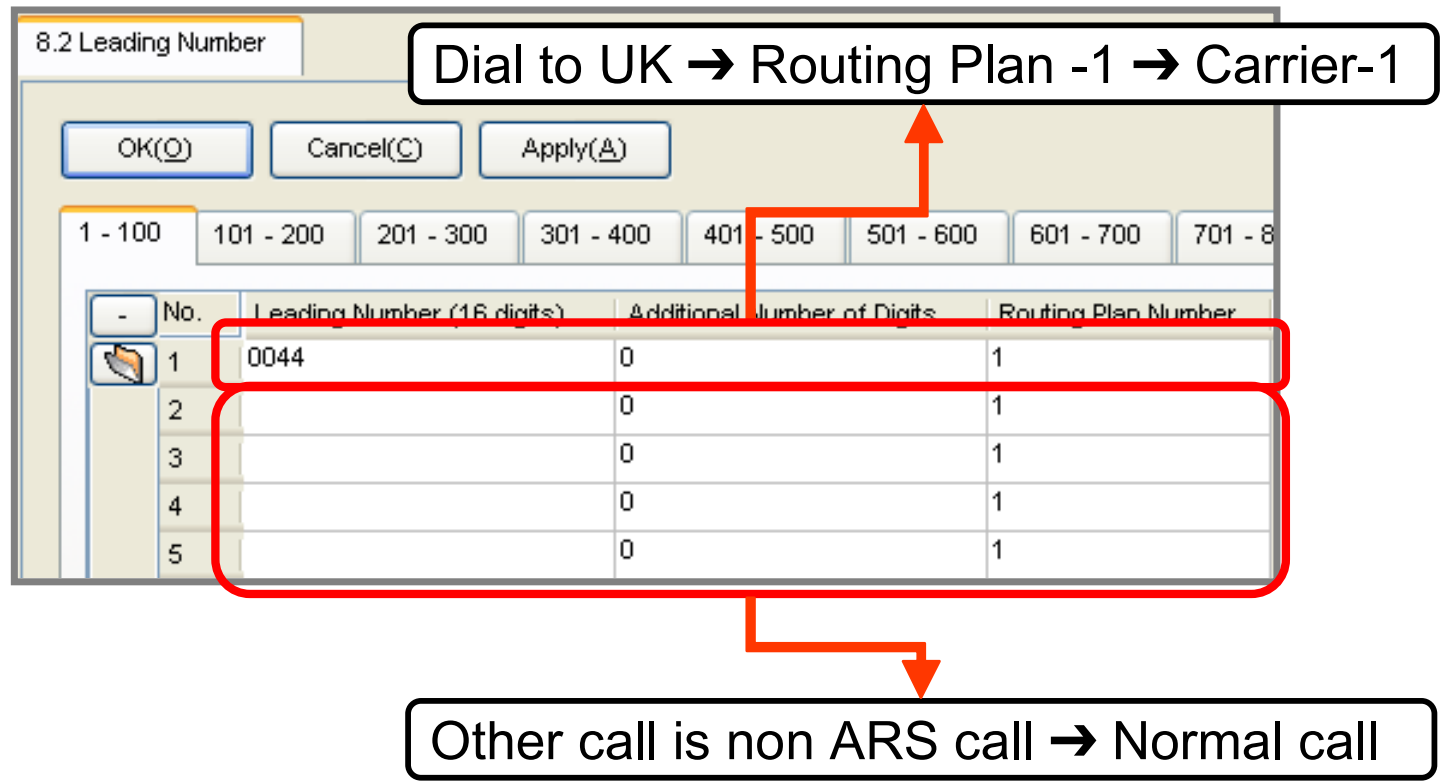
No.	Shelf	Slot	Port	Extension Number	Extension Name (20 characters)	Wireless XDP	Ring Pattern Table	Programmed Mailbox No.	Transfer Recal Destination	ARS Itemised Code (10 digits)
1	1	7	1	1001	Operator		1	2001		1231001
2	1	7	2	1002	K. Abe		1	2002		1231002
3	1	7	3	1003	A. Beppu		1	2003		1231003

Application of two CLIP function - 4

Program -2



Program -3



Application of two CLIP function - 5

Program -4 (Important program)

The screenshot shows a configuration menu titled "8.5 Carrier". It includes buttons for "OK(O)", "Cancel(C)", and "Apply(A)". A legend indicates that a blue box represents "ON" and a white box represents "OFF". Below these are tabs for "Carrier", "TRG 1 - 16", "TRG 17 - 32", "TRG 33 - 48", "TRG 49 - 64", "TRG 65 - 80", and "TRG 81 - 96". The "Carrier" tab is selected. A table below lists carrier configurations:

-	Carrier	Carrier Name (20 characters)	Removed Number of Digits	Modify Command
1		GSM-2 Access X	0	CGH
2			0	CGH

Add "X" or "x" as the 20th character in the carrier name.

Application of two CLIP function - 6

CLIP Selection Scenario

An external call is made

ARS call? (Hit ARS table)

No

Yes

The character of the last of a Carrier name is X?

No

Yes

Carrier	TRG 1 - 16	TRG 17 - 32	TRG 33 - 48	TRG 49 - 64	TRG 65 - 80	TRG 81 - 96	A	
Carrier	Carrier Name (20 characters)						Removed Number of Digits	Modify Command
1	GSM-2 Access						X	CGH
2								CGH

No.	Shelf	Slot	Port	Extension Number	Extension Name (20 characters)	CLIP ID	CLIP on Extension/CO	CLIR	COLR
1	1	7	1	1001	Operator	4771001	Extension	Disable	Disable
2	1	7	2	1002	K. Abe	4771002	Extension	Disable	Disable
3	1	7	3	1003	A. Beppu	4771003	Extension	Disable	Disable

1st CLIP

No.	Shelf	Slot	Port	Extension Number	Extension Name (20 characters)	Wireless XDP	Ring Pattern Table	Programmed Mailbox No.	Transfer Recd. Destination	ARS Itemised Code (10 digits)
1	1	7	1	1001	Operator		1	2001		1231001
2	1	7	2	1002	K. Abe		1	2002		1231002
3	1	7	3	1003	A. Beppu		1	2003		1231003

2nd CLIP